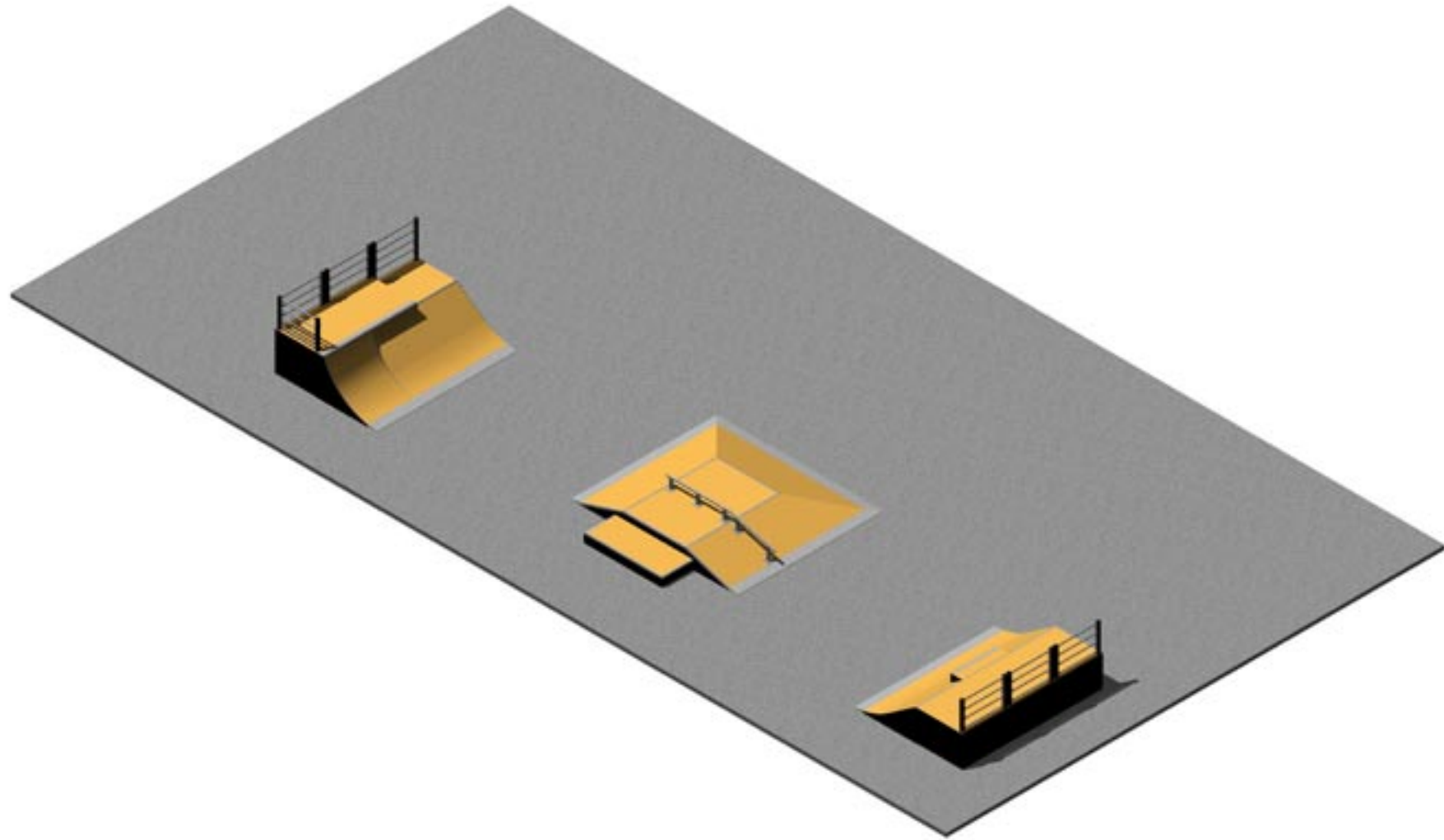





*TrueRide*®

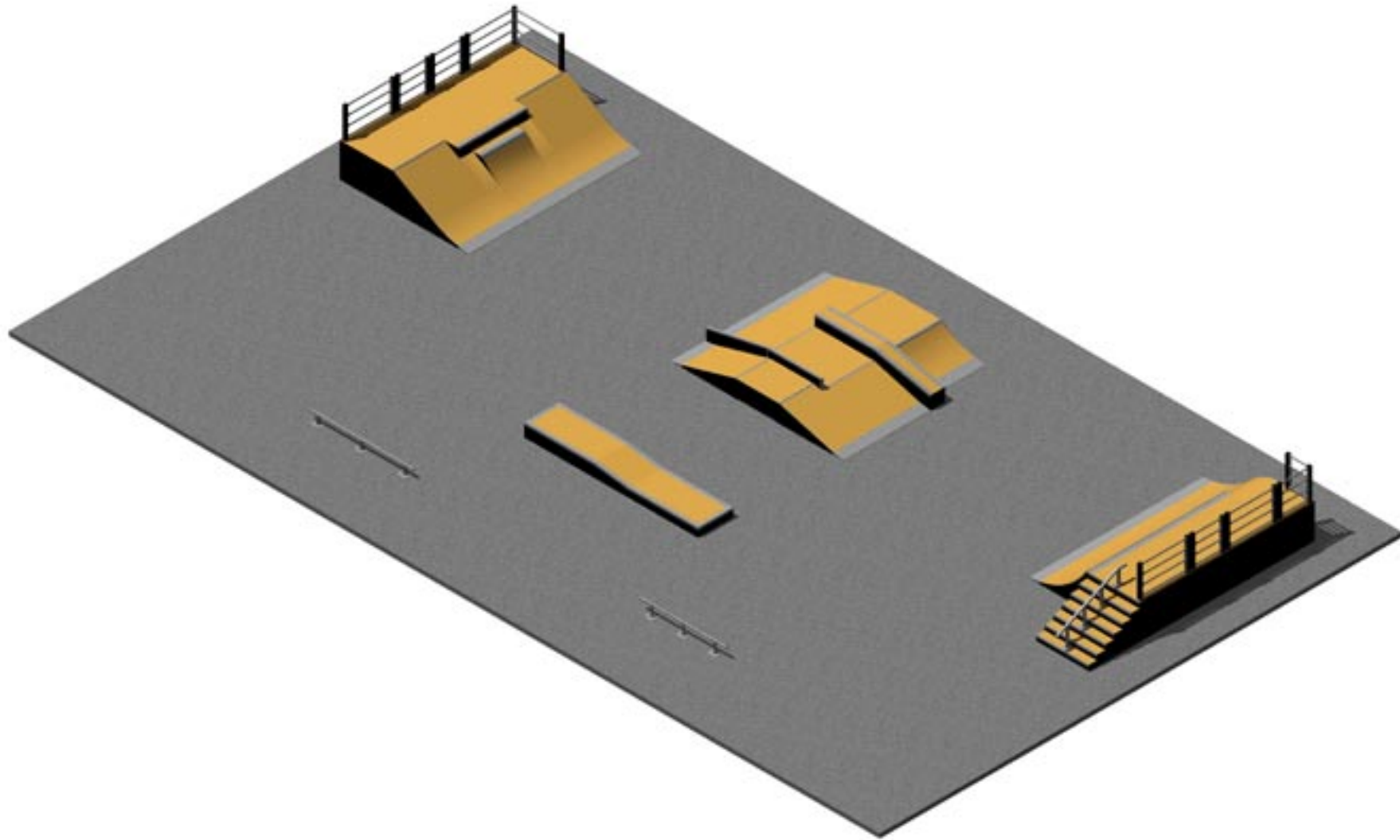


ATTRACTION    EQUIPMENT DESCRIPTION

- A      5' QUARTER, PIANO BANK 18' WIDE
- B      2' HALF PYRAMID WITH RAIL AND GRIND BOX
- C      4' STEEP BANK WITH GRIND LEDGE 18' WIDE

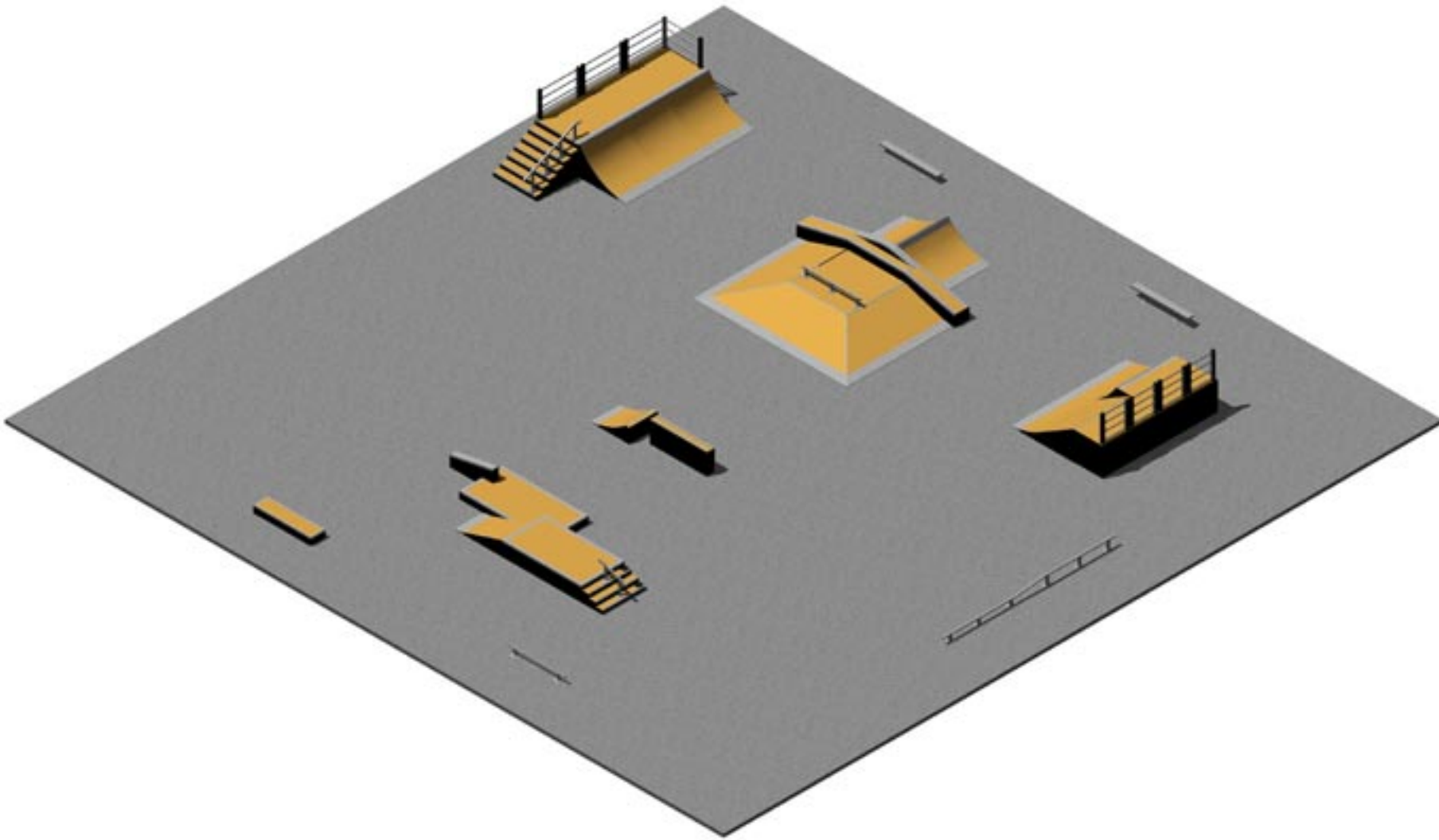


ATTRACTION	EQUIPMENT DESCRIPTION
A	4' QUARTER PIPE 12' WIDE WITH 6' DEEP DECKS
B	2' HALF PYRAMID WITH RAIL, LEDGE AND PLANTER
C	4' BANK 12' WIDE WITH 6' DEEP DECKS



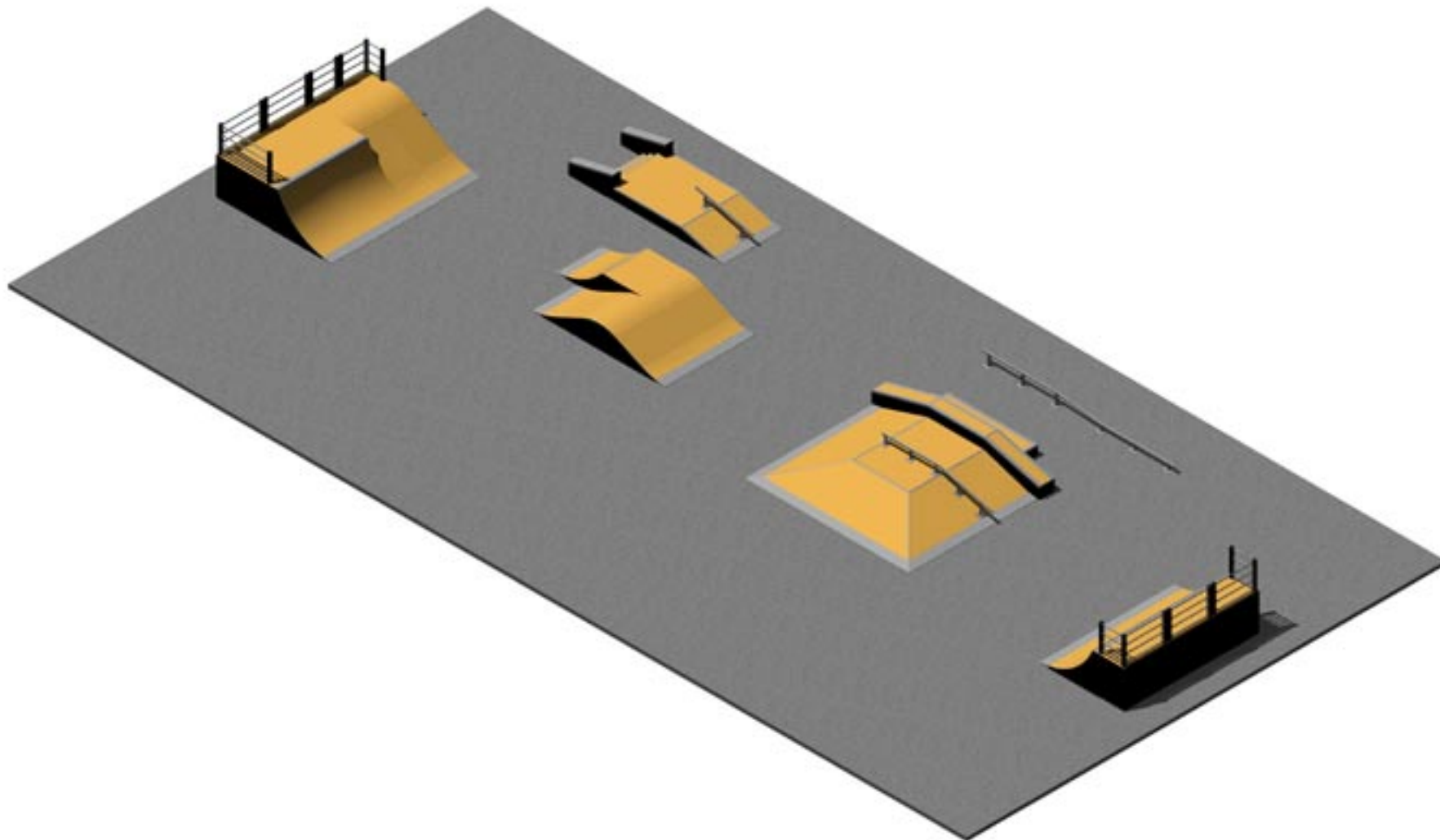
ATTRACTION    EQUIPMENT DESCRIPTION

- A      4' BANK, TRANI BANK 18' WIDE WITH 6' DEEP DECKS
- B      2' FUN BOX WITH GRIND RAIL AND LEDGE
- C      4' QUARTER PIPE WITH ROLL-IN, STAIRS AND RAIL
- D      KINKED GRIND BOX 18' LONG
- E      14' GRIND RAIL 12' LONG
- F      18" GRIND RAIL 12' LONG



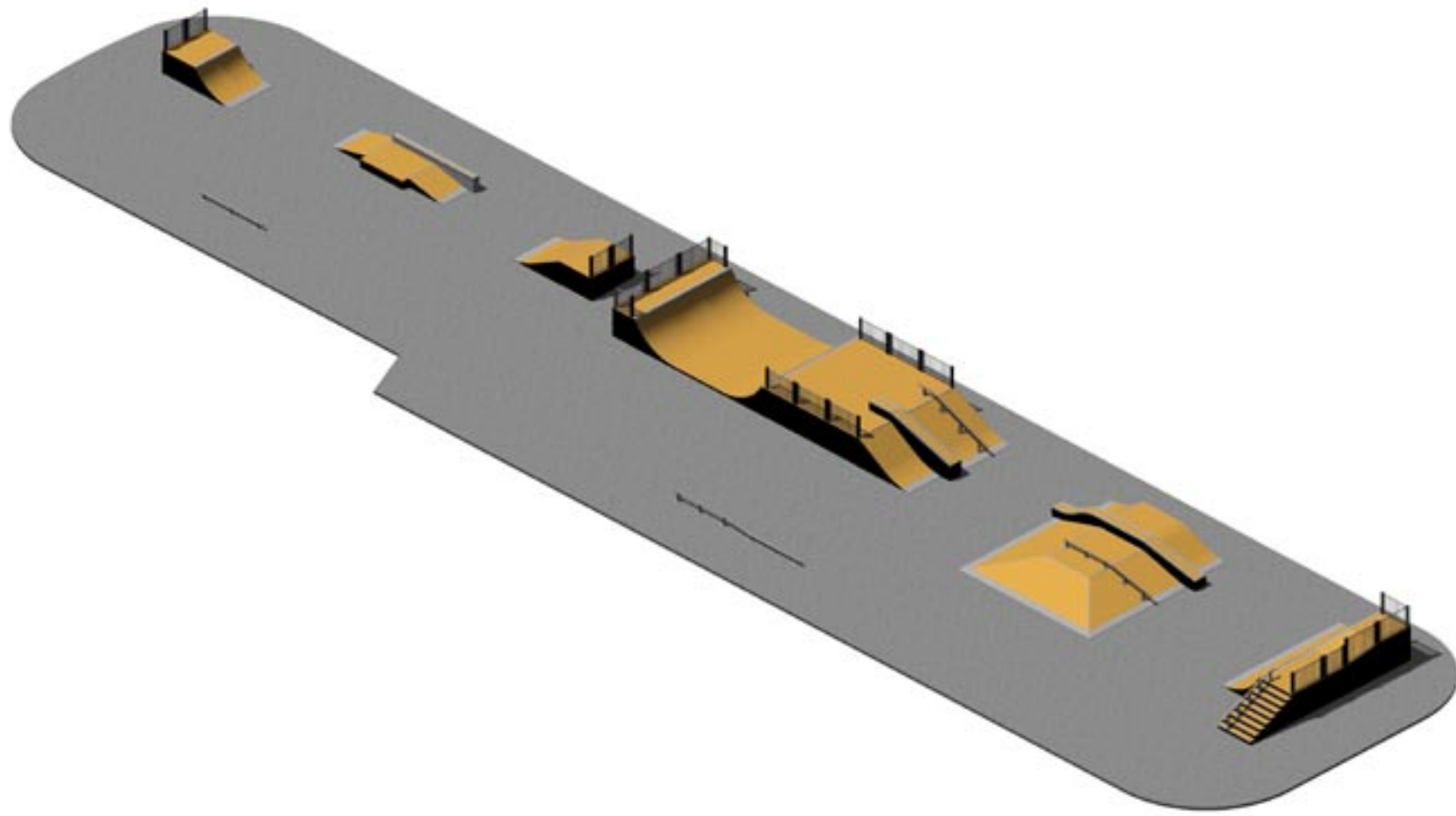
ATTRACTION EQUIPMENT DESCRIPTION

A	14" GRIND BENCH 8' LONG
B	18" GRIND BENCH 8' LONG
C	4' QUARTER PIPE WITH STAIRS AND RAIL 24' WIDE
D	2' HALF PYRAMID WITH RAIL AND PLANTER LEDGE
E	3' SPINE 10' WIDE
F	4' QUARTER BANK 24' WIDE
G	KINKED GRIND RAIL
H	MULTI LEVEL STREET BOX WITH STAIRS AND RAIL
I	12" GRIND RAIL 10' LONG



ATTRACTION    EQUIPMENT DESCRIPTION


- A      1' 6" STREET BOX WITH STEPS, RAIL AND HUBBAS
- B      KINKED GRIND RAIL 24' LONG
- C      5' QUARTER PIPE, BANK 20' WIDE WITH 8' DEEP DECKS
- D      3' LAUNCH BOX WITH SPEED BUMP 12' WIDE
- E      2' FUN BOX WITH PYRAMID, RAIL, BOX AND HUBBA 20' WIDE
- F      5' QUARTER PIPE 18' WIDE



ATTRACTION EQUIPMENT DESCRIPTION

- A 4' QUARTER PIPE, 8' WIDE WITH 6' DEEP DECKS
- B 14" GRIND RAIL 12' LONG
- C STREET BOX 16' LONG, 6' WIDE
- D 4' BANK 8' WIDE WITH 6' DEEP DECKS
- E 5' MINI HALFPIPE 18' WIDE
- F KINKED GRIND RAIL
- G 5' MISSION CONTROL WITH STAIRS, RAIL AND LEDGE
- H 2' 6" HALF PYRAMID WITH LEDGE AND RAIL
- I 5' ESCALATED QUARTER PIPE 22' LONG WITH 6' DEEP DECKS

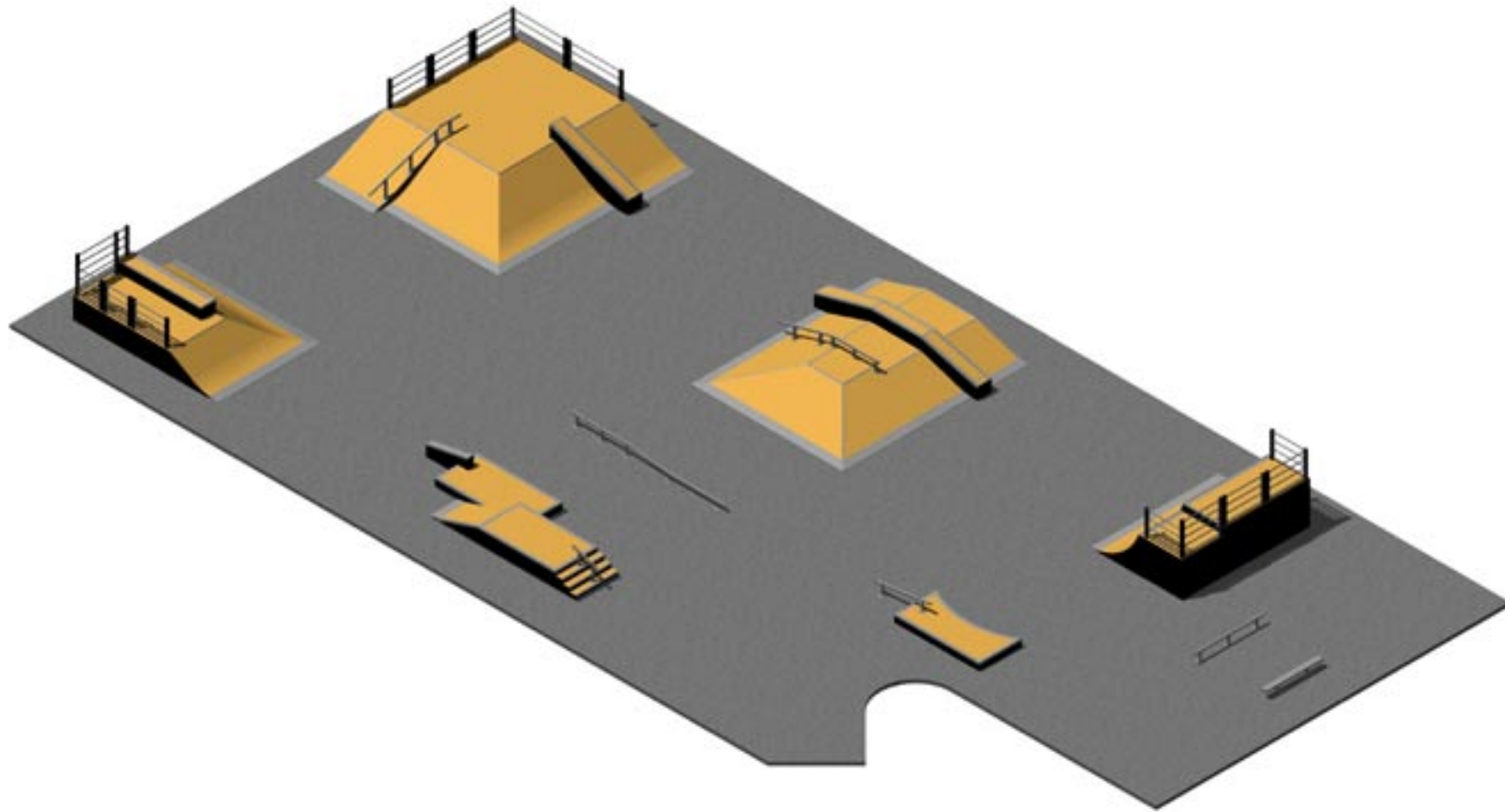




ATTRACTION EQUIPMENT DESCRIPTION

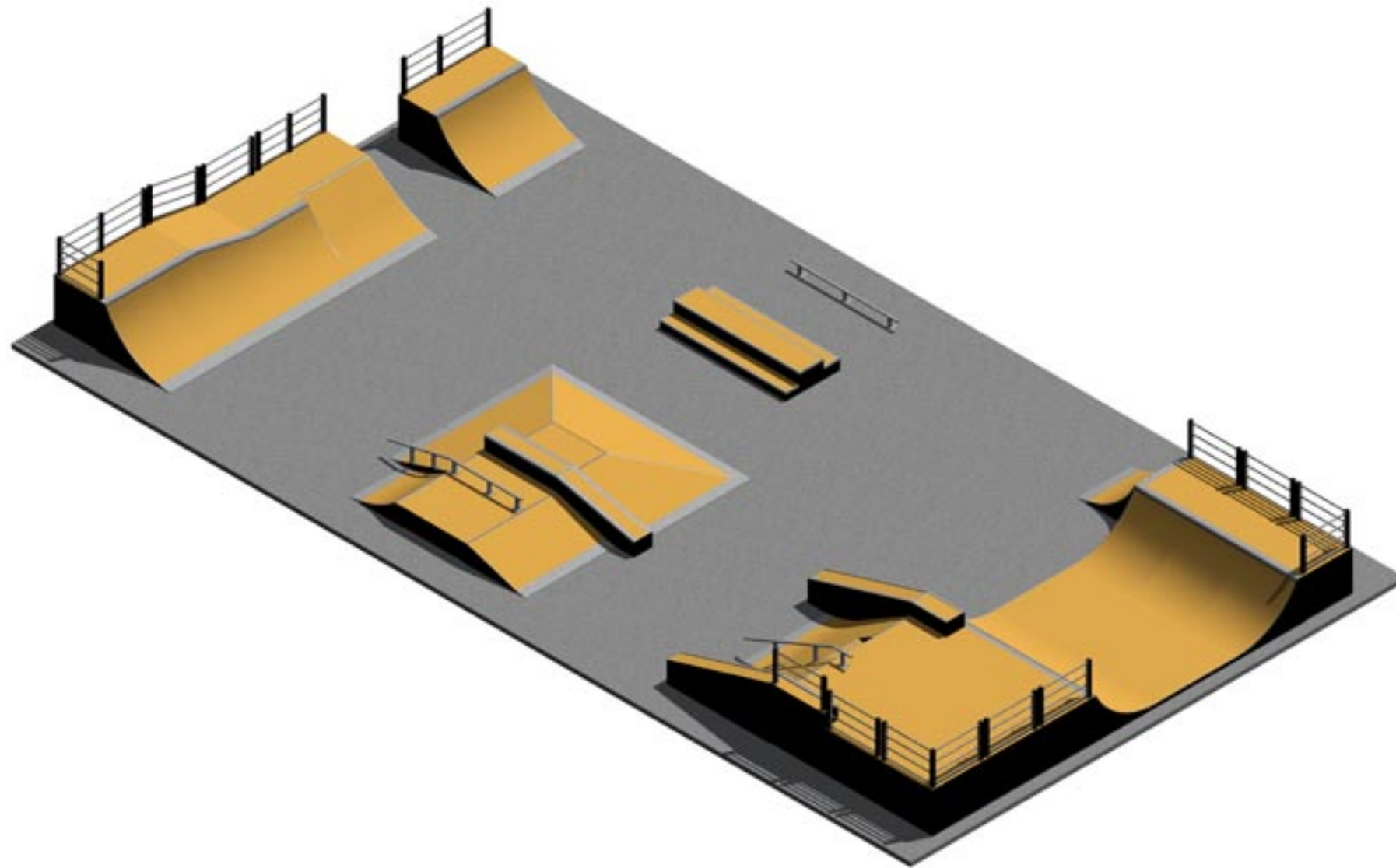
A	16" GRIND BENCH 8' LONG
B	14" GRIND RAIL 12' LONG
C	18" ROUND GRIND RAIL 12' LONG
D	MULTI LEVE GRIND BOX 12' LONG
E	4' BANK WITH 5' QUARTER PIPE AND STAIRS 36' WIDE
F	2' HALF PYRAMID WITH BENCH, RAIL, AND GRIND BOX
G	4' QUARTER PIPE WITH HIPPED BANK
H	1' 6" STREET BOX WITH STAIRS, RAIL AND LEDGE
I	1' 8" FUN BOX WITH QUARTER LEDGE AND RAIL
J	4' QUARTER PIPE 12' WIDE WITH 6' DEEP DECKS





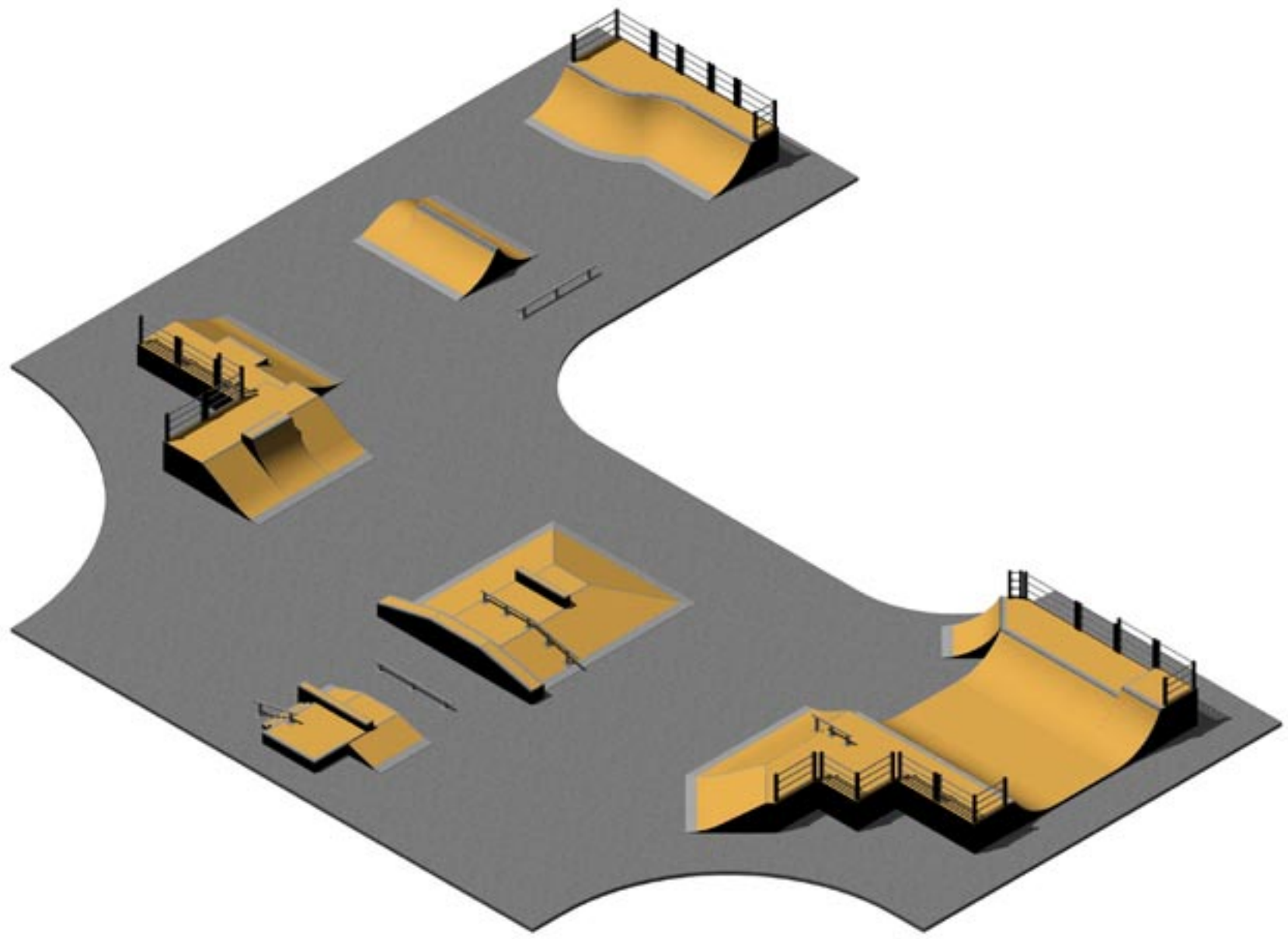
ATTRACTION    EQUIPMENT DESCRIPTION

- A      3' HIPPED BANK WITH 4' 6" QUARTER AND SUB BOX
- B      4' HIPPED MISSION CONTROL WITH HUBBA AND RAIL
- C      MULTI LEVEL GRIND BOX WITH PLANTER AND STAIRS
- D      16" GRIND RAIL 12' LONG
- E      2' 6" HALF PYRAMID WITH RAIL AND HUBBA LEDGE
- F      14" CURVED GRIND BOX WITH DOWN RAIL
- G      5' QUARTER PIPE WITH 6' EXTENSION 18' WIDE
- H      18" ROUND GRIND RAIL 12' LONG
- I      14" GRIND BENCH



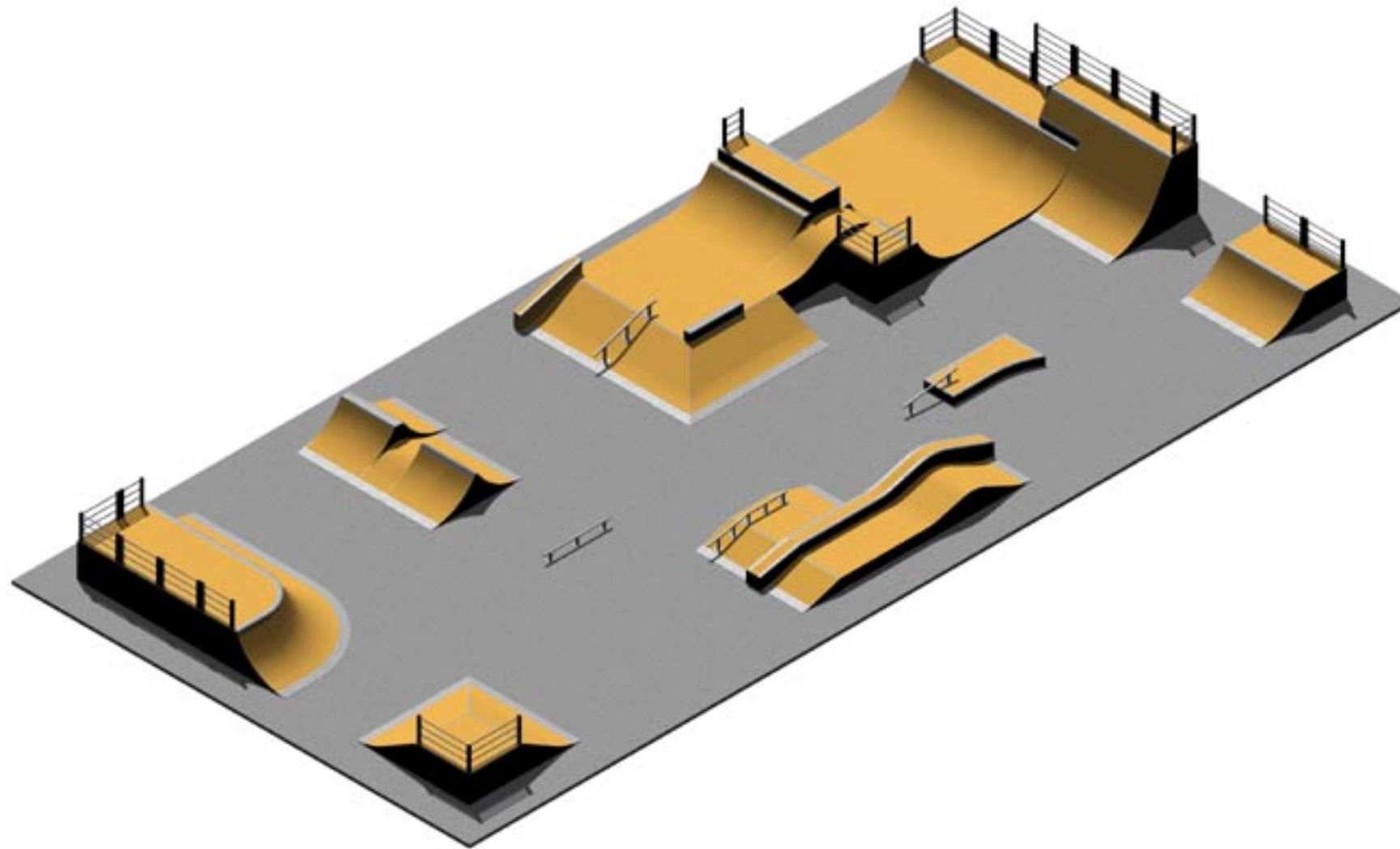
ATTRACTION    EQUIPMENT DESCRIPTION

- A      5' MINI HALFPIPE 18' WIDE
- B      5' MISSION CONTROL WITH EURO, HUBBAS AND RAIL
- C      MULTI LEVEL GRIND BOX
- D      2' 6" HALF PYRAMID WITH RAIL AND PLANTER LEDGE
- E      1 1/4" GRIND RAIL 12' LONG
- F      4' QUARTER PIPE 10' WIDE
- G      5' BANK 8' WIDE
- H      6' TO 5' QUARTER ESCALATOR 22' WIDE



ATTRACTION EQUIPMENT DESCRIPTION

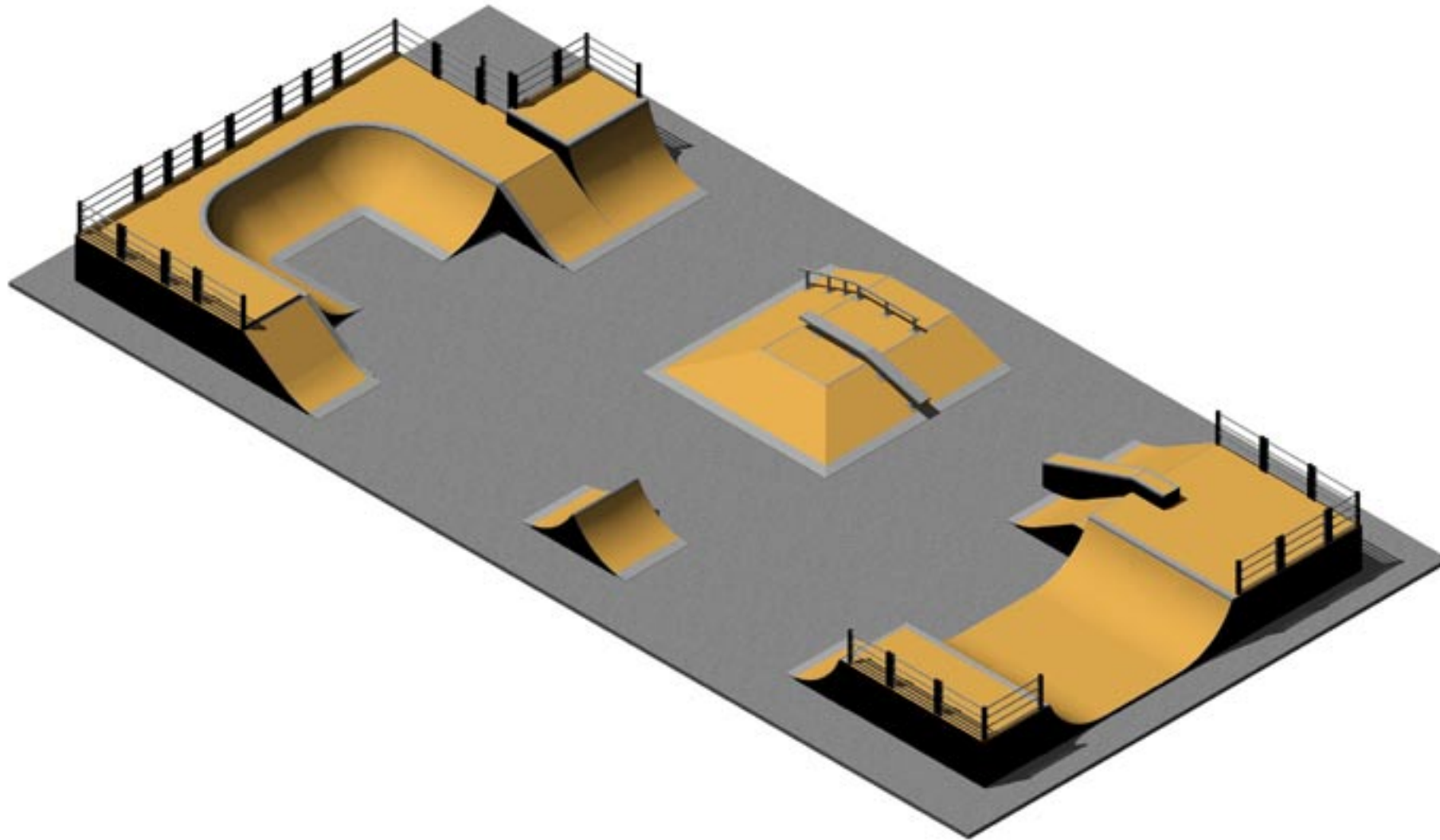
- A 4' 6" QUARTER PIPE WITH CURVED HIP 24' WIDE
- B 4' SPINE WITH 2' SPEED BUMP 16' WIDE
- C SLANTED GRIND RAIL 12' LONG
- D 3' BANK 18' WIDE
- E 4' STEEP BANK WITH 5' QUARTER PIPE 18' WIDE
- F 2' 6" HALF PYRAMID WITH PLANTER AND GRIND RAIL
- G 18" STRAIGHT GRIND RAIL 12' LONG
- H 1' 6" STREET BOX WITH STAIRS AND RAIL
- J 4' QUARTER PIPE
- K 4' HIPPED BANK WITH EURO AND RAIL
- L 4' MINI HALFPIPE WITH 5' EXTENSION



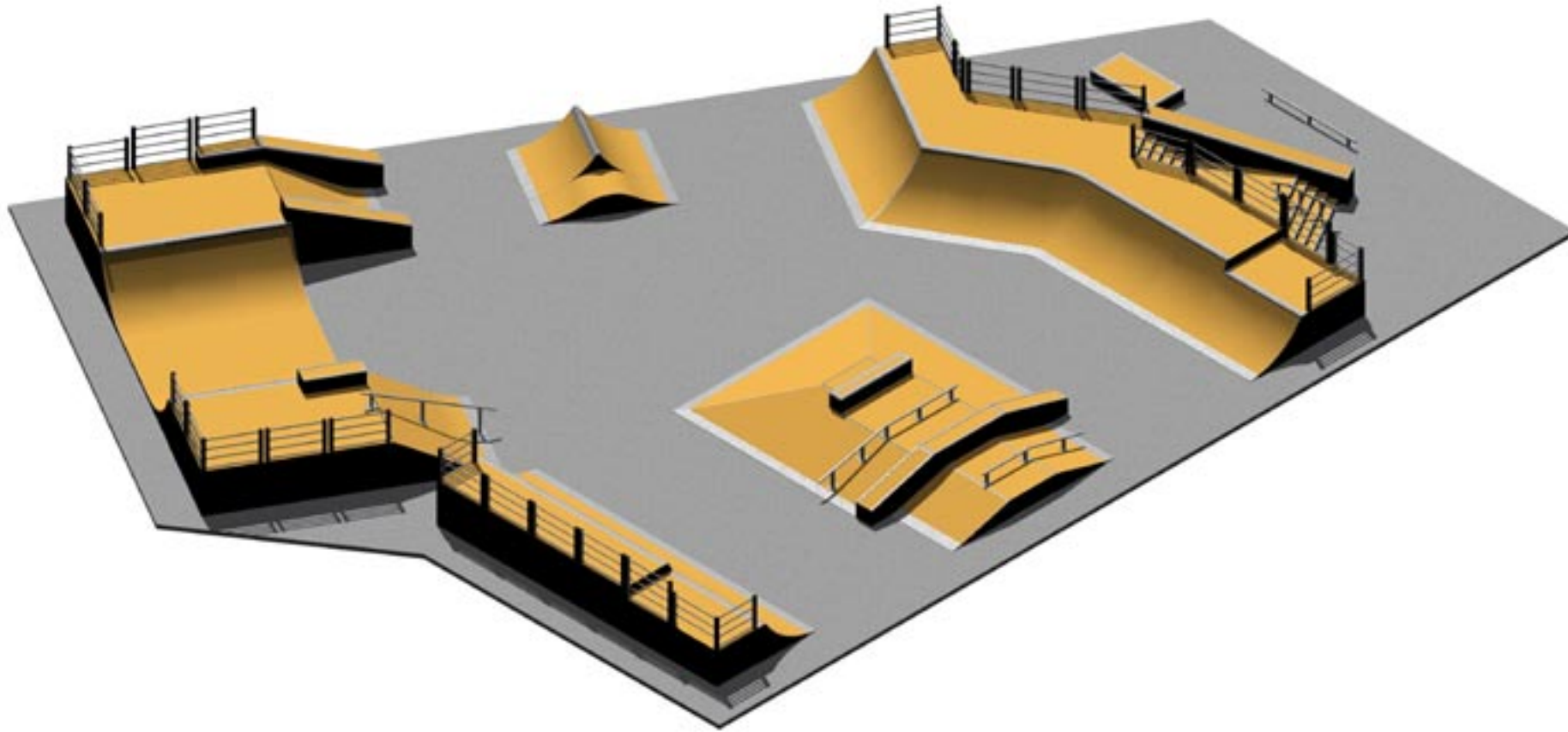
ATTRACTION EQUIPMENT DESCRIPTION

- A 4' QUARTERPIPE, 12' WIDE WITH 6' DEEP DECKS
- B 9' BANKED WALLRIDE, 18' WIDE
- C 5' MINI-HALFPIPE, 24' WIDE W/ EXTENSIONS & ROLL-IN
- D MULTI LEVEL MISSION CONTROL (5'-3')W/HIP, SUB BOX & RAIL
- E CURVED GRIND BOX WITH RAIL
- F BUCKET-BOX W/ PLANTERS AND RAIL
- G 14" FLAT RAIL
- H 4' SPINE AND STREET SPINE WITH SPEED BUMP
- I 4' HIPPED BANK
- J 5' QUARTERPIPE W/ VOLCANO HIP

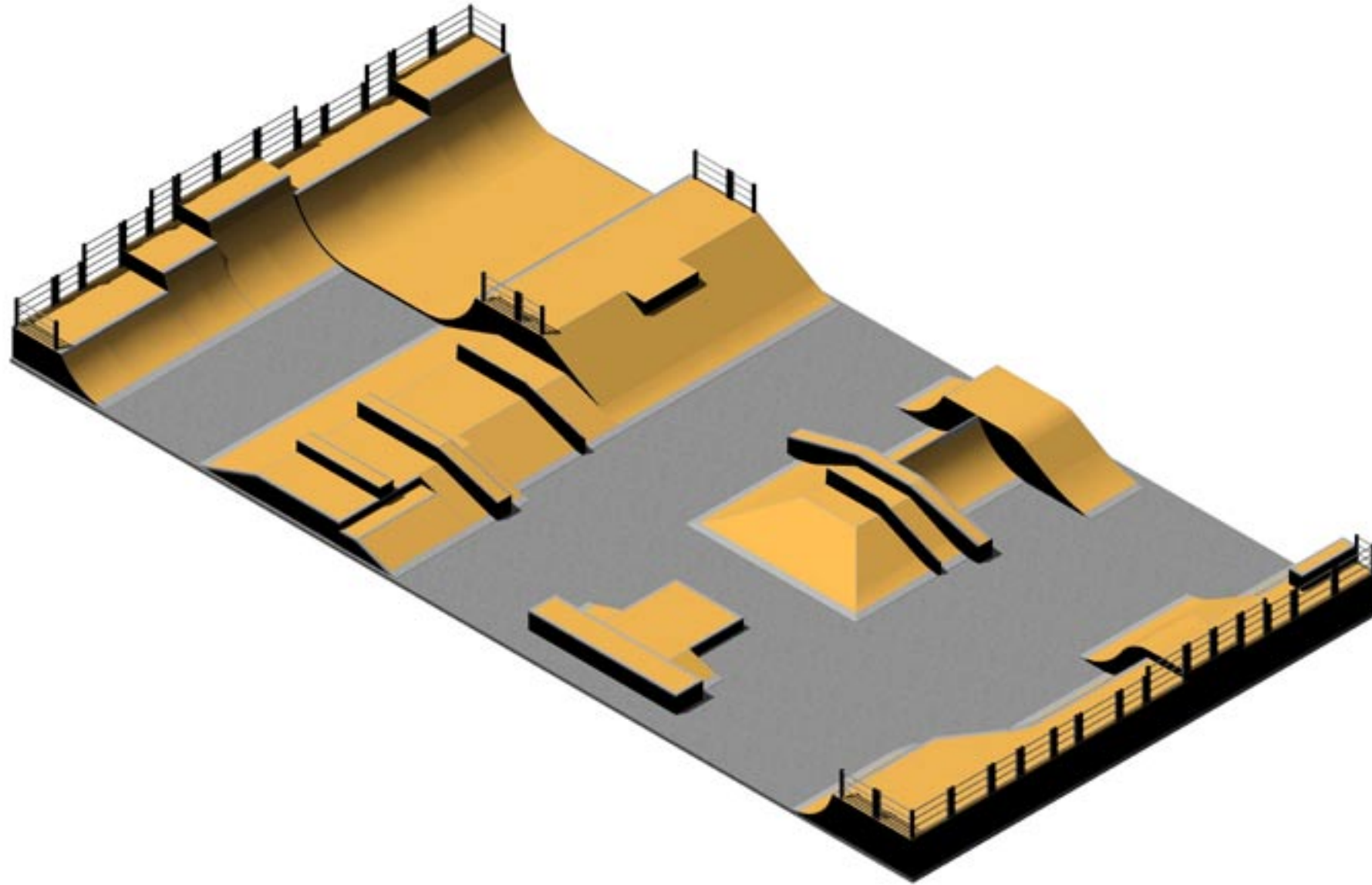




ATTRACTION	EQUIPMENT DESCRIPTION
A	5' HALF PIPE 18' WIDE WITH 8' DEEP DECKS
B	5' MISSION CONTROL WITH EURO BANK AND HUBBA
C	5' QUARTER PIPE 8' WIDE
D	4' SPINE 8' WIDE
E	2' 6" HALF PYRAMID WITH GRIND BENCH & RAIL
F	5' BANK 8' WIDE
G	5' HALF BOWL
H	6' QUARTER PIPE, 5' BANK 18' WIDE



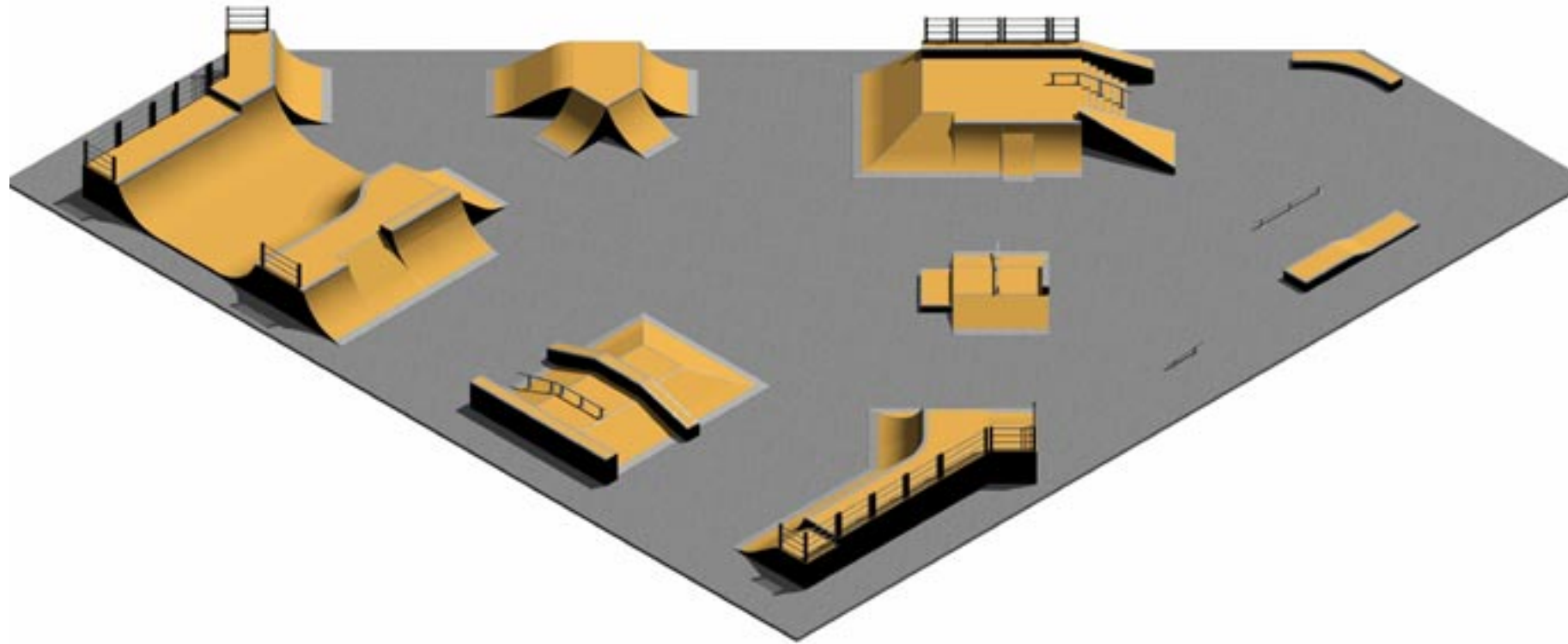
ATTRACTION	EQUIPMENT DESCRIPTION
A	4' QUARTER PIPE 10' WIDE WITH 10' DEEP DECKS
B	5' DOUBLE STAIR SET WITH LONG HUBBA
C	16" GRIND RAIL 12' LONG
D	12" MANUAL PAD
E	5' QUARTER PIPE WITH HIP AND CORNER BOWL
F	2' FUN BOX WITH RAIL
G	3' HALF PYRAMID WITH 2' 6" FUN BOX W/ LEDGES
H	4' SPINE WITH SPEED BUMP 12' WIDE
I	5' QUARTER AND BANK 36' LONG WITH 6' DEEP DECKS
J	5' BANK WITH RAIL
K	5' MINI HALFPPIPE WITH 12' DEEP DECK AND HUBBA



EQUIPMENT DESCRIPTION

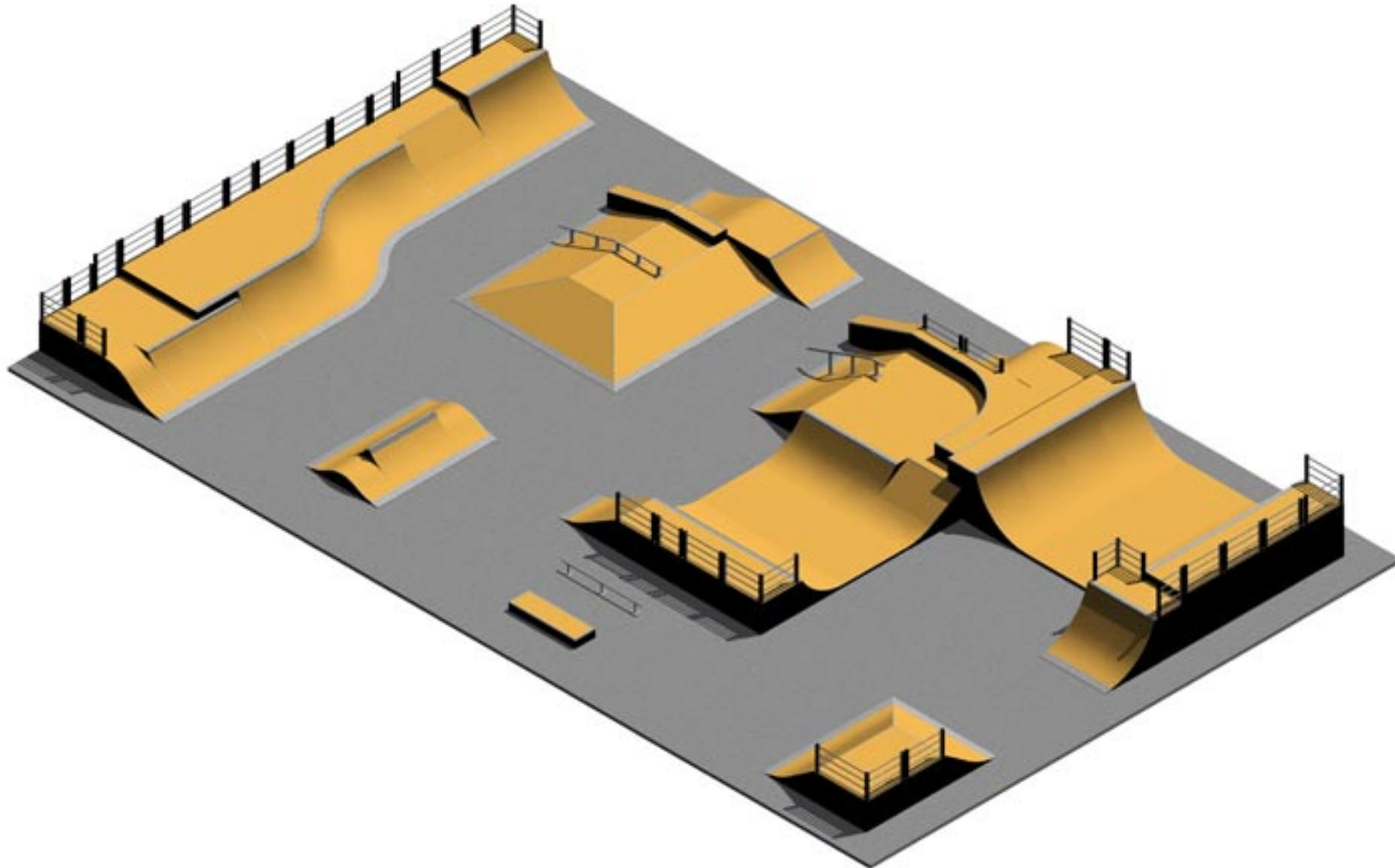
- A 6' MINI-HALFPIPE W/ 8' EXTENSION, 12' WIDE
- B 6' MINI-HALFPIPE CONTINUED, 20' WIDE
- C 8' QUARTER PIPE, 12' WIDE
- D 6' QUARTER PIPE, 8' WIDE
- E 4' QUARTER PIPE, 16' WIDE
- F 3' FUNBOX W/ PLANTER BOX AND EURO GAP, 12' WIDE
- G 3' FUNBOX (CONT.) W/ PLANTER BOX DOWN, 8' WIDE
- H 3' FUNBOX (CONT.) W/ GRINDRAIL, 16' WIDE
- I 6' BANKS, 26' WIDE W/ 6' PIANO BANK, 6' WIDE
- J 5' LAUNCH N' LAND, 8' WIDE
- K 5' SPINE, 12' WIDE
- L 3.5' FUN BOX W/ PYRAMID, GRIND RAIL AND PLANTER BOX
- M 1.5' MANUAL PAD, 8' WIDE
- N 2.5' GRIND LEDGE, 4' WIDE W/ 1.5' MANUAL PAD, 4' WIDE
- O 5' QUARTER PIPE, 12' WIDE W/ 2' BOX TOP, 8' WIDE
- P 5' BANKS, 8' WIDE W/ STEP UP TO 6' ROLL-IN, 8' WIDE
- Q 5' QUARTERS W/CORNER BOWL & ROUND HIP, 28' WIDE
- R 5' QUARTER PIPE, 12' WIDE





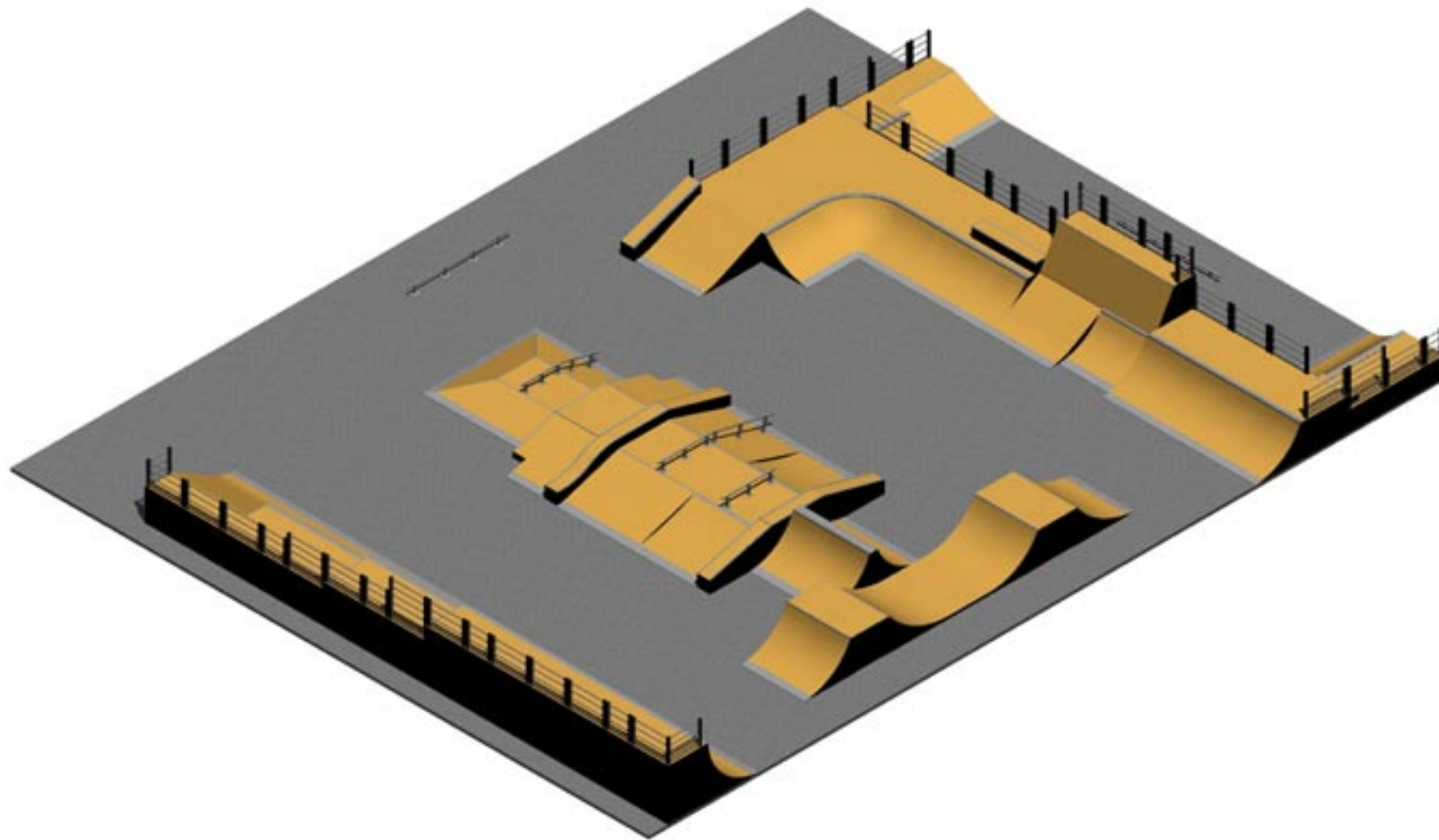
ATTRACTION EQUIPMENT DESCRIPTION

- |   |  |
|---|--|
| A | 5' QUARTER BANK WITH 6' QUARTER PIPE 28' WIDE      |
| B | 5' MINI WITH BOWLED CORNER, HIP AND 6' EXTENSION   |
| C | 6' QUARTER PIPE 12' WIDE                           |
| D | 4' 6" LAUNCH BOX WITH HIPPED TRANSITIONS           |
| E | 4' MISSION CONTROL WITH STAIRS, HIP, RAIL & HUBBAS |
| F | 2' FUN BOX WITH RAIL AND HUBBA                     |
| G | 3' PYRAMID & 2' 6" FUN BOX WITH HUBBAS AND RAIL    |
| H | 5' QUARTER PIPE WITH BOWLED CORNER AND HIP         |
| I | KINK GRIND BOX                                     |
| J | GRIND RAIL   |
| K | CURVED GRIND BOX                                   |



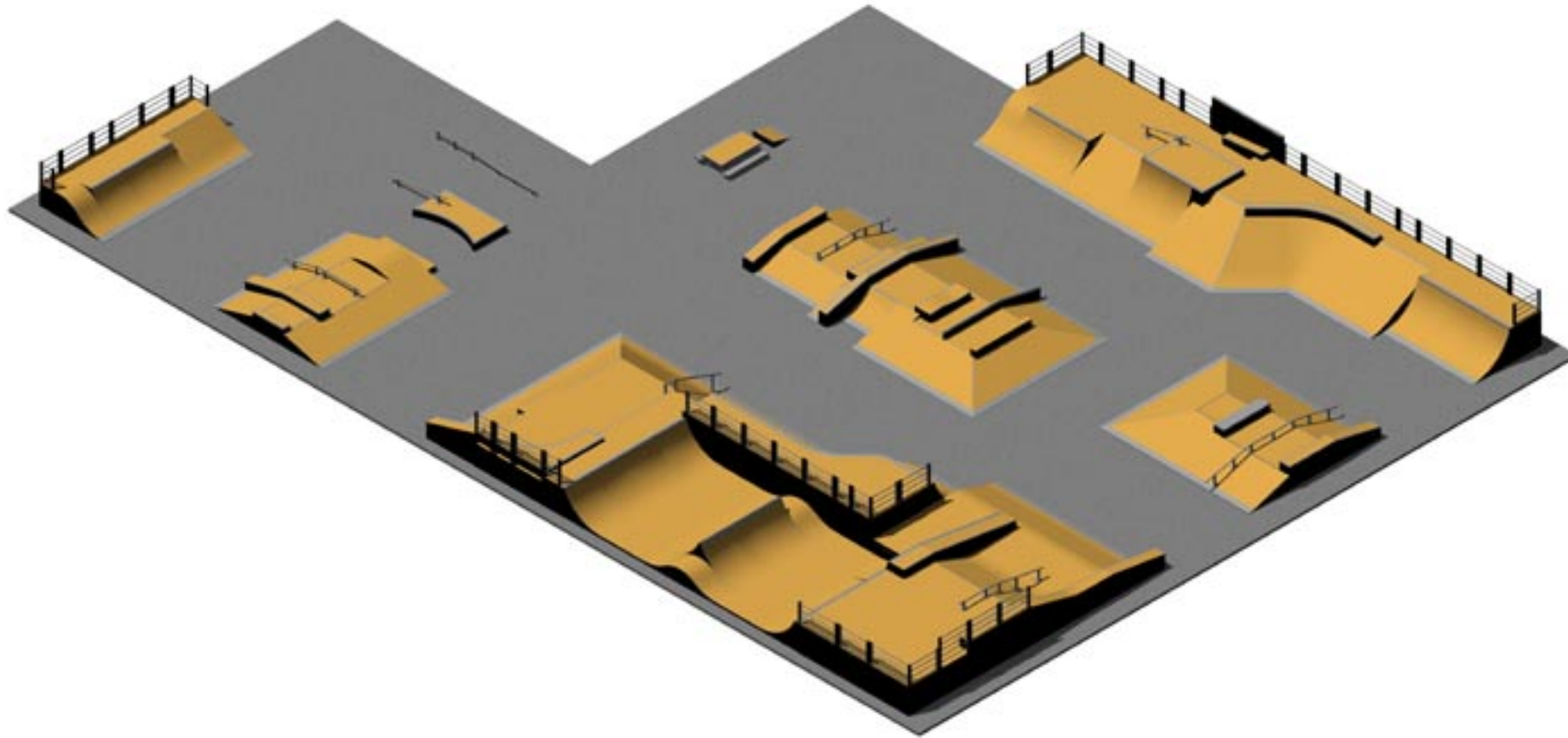
ATTRACTION EQUIPMENT DESCRIPTION

- A 7' MINI HALF PIPE 24' WIDE WITH 6' DEEP DECKS
- B 6' QUARTER PIPE 8' WIDE
- C 4' HIPPED BANK WITH 8' DEEP DECKS
- D 6' ROLL-IN 8' WIDE
- E 4' MINI HALF PIPE 14' WIDE WITH BANK & CURVED GRIND LEDGE
- F 16' GRIND RAIL 12' LONG
- G 18' MANUAL PAD 3' WIDE 10' LONG
- H 4' BANK WITH RAIL AND HUBBA 20' WIDE
- I 4' BANK
- J 3' 6" LAUNCH BOX 8' WIDE
- K 2' 6" FUN BOX WITH HALF PYRAMID, RAIL AND GRIND LEDGE
- L 3' SPINE WITH SPEED BUMPS 18' WIDE
- M 6' QUARTER PIPE WITH 5' BANK
- N 5' QUARTER PIPE WITH CORNER BOWL AND HIP
- O 4' QUARTER PIPE WITH ROLLIN AND SUB BOX



ATTRACTION    EQUIPMENT DESCRIPTION

A	8' QUARTER PIPE 22' WIDE W/ 6' DEEP DECKS
B	5' QUARTER PIPE W/ 3' SUB EXTENSION 16' WIDE
C	6' QUARTER PIPE 16' WIDE W/ 8' DEEP DECKS
D	5' QUARTER PIPE 16' WIDE W/ 8' DEEP DECKS
E	5' BANK 12' WIDE
F	5' RHYTHM LAUNCH BOX 10' WIDE
G	5' STREET SPINE 12' WIDE W/ 1' GAP
H	3' FUN BOX W/ RAILS AND PLANTER LEDGE
I	3' FUN BOX WITH BELL LEDGE
J	2' HALF PYRAMID WITH RAIL
K	1 1/2" ROUND GRIND RAIL 16' LONG
L	5' QUARTER PIPE 24' WIDE W/ 8' DEEP DECKS
M	10' BANKED WALLRIDE 18' WIDE
N	4' QUARTER PIPE 20' WIDE W/ SUB BOX
O	4' QUARTER BOWL CORNER
P	4' BANK WITH HUBBA 12' WIDE
Q	3' QUARTER PIPE 16' WIDE
R	1 1/2" GRIND RAIL 16' LONG
S	1 1/2" MANUAL PAD 12' LONG
T	3' QUARTER BANK 16' WIDE



ATTRACTION EQUIPMENT DESCRIPTION

- A 4' ROLL-IN, QUARTER PIPE AND BANK 30' WIDE
- B SKATE TABLE WITH KICKER
- C MULTI LEVEL FUN BOX WITH PLANTERS AND RAILS
- D CURVED SUPERIOR BOX WITH DOWN RAIL
- E KINK GRIND RAIL
- F 4' MISSION CONTROL W/ RAIL, CURVED LEDGE, HIP AND EURO
- G 2' FUN BOX W/ PLANTERS, RAIL AND EURO GAP
- H 5' ROLL-IN, QUARTER PIPE AND BANK WITH 14' DEEP DECKS
- I 5' SPINED MINI HALF PIPE W/ EXTENSION HUBBA
- J 6' QUARTER PIPE WITH BOWLED CORNER AND VOLCANO HIP
- K 2' 6" FUN BOX WITH HALF PYRAMID, W' 3' LAUNCH
- L 7' QUARTER PIPE, 6' BOWLED BANK WITH HIP AND RAIL
- M 2' 6" TO 5" DOUBLE DOWN W/ HUBBA AND RAIL
- N 2' 6" HALF PYRAMIDE WITH PLANTERS AND RAIL
- O 6' QUARTER PIPE 18' WIDE WITH 6' DEEP DECKS
- P 5' MISSION CONTROL 22' X 24'